

Vegetable Washer Tilting Basket Vegetable Washer 10/40kg - Automatic

ITEM # _____

MODEL # _____

NAME # _____

SIS # _____

AIA # _____

**660030 (LV301R)**

Vegetable washer with
tilting well capacity 300 lt,
charge for cycle: 10/40 Kg,
automatic

Short Form Specification

Item No. _____

Made from 304 AISI stainless steel. Double inclined well bottom to allow automatic cleaning. Washing system by water vortex; multiple diffuser for uniform water vortex; automatic water filling. Three washing programs: manual, automatic, programmable. The lifting of the basket at the end of the washing cycle is achieved by a reliable and safe linear motor controlled by double push button with alarm. IP55 water protection.

Well capacity: 300 lt. Load per cycle: 10 kg (light vegetables); 40 kg (heavy vegetables). Cycle duration: 2-3 min.

Main Features

- Double inclined well bottom to allow automatic cleaning of the unit.
- Easy to remove perforated stainless steel filters.
- Washing well shaped to achieve an efficient water vortex.
- Basket lifting at the end of the cycle achieved by means of a linear motor controlled by a double push button with alarm.
- Three washing programs: manual, automatic.
- "Soft-action" manual ball valve regulates the wash water loading and pressure.
- Multiple diffuser to uniform water vortex and a solenoid valve to expedite water loading and drainage.
- Simple control panel with emergency stop and an acoustic alarm switch.
- Cycle duration of 2 to 3 minutes.
- Mounted on adjustable stainless steel legs.
- IP25 protection against water jets, solid objects and small animals (larger than 6 mm).

Construction

- 304 AISI stainless steel construction throughout.
- Wells to have a capacity of 10 kg of light vegetables or 40 kg of heavy vegetables per cycle.

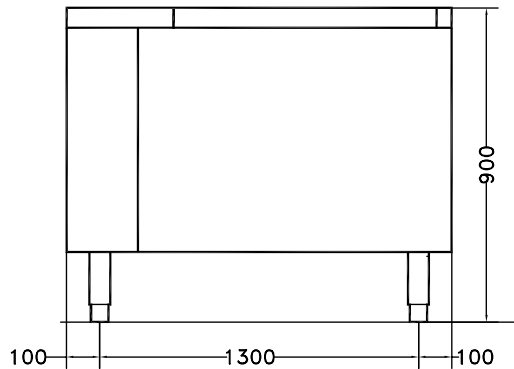
APPROVAL: _____

Vegetable Washer

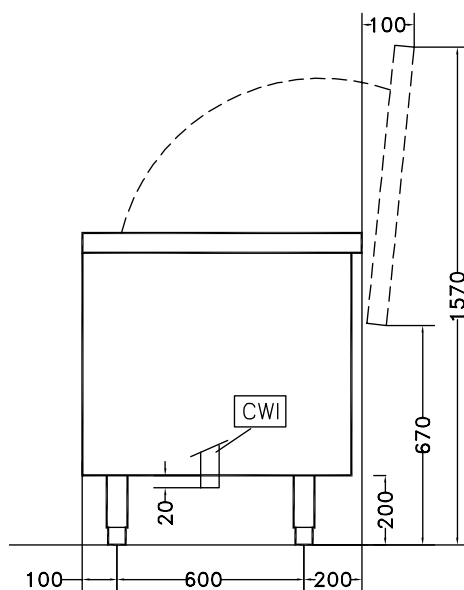
Tilting Basket Vegetable Washer

10/40kg - Automatic

Front

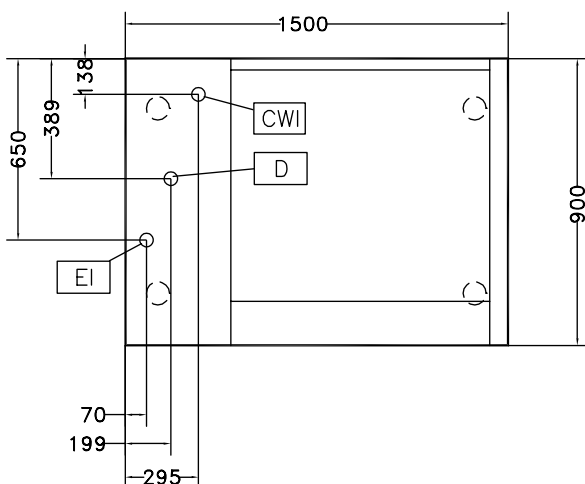


Side



CWI = Cold Water inlet 1
 D = Drain
 EI = Electrical inlet (power)

Top



Electric

Total Watts:
 660030 (LV301R) 1.2 kW

Key Information:

Usable well capacity: 300 lt
 Load per cycle - light vegetables: 10 kg
 Load per cycle - heavy vegetables: 40 kg
 External dimensions, Width: 1500 mm
 External dimensions, Depth: 900 mm
 External dimensions, Height: 850 mm
 Shipping weight: 228 kg